

Edison State College Facts At A Glance

2008—2009

Locations:
<http://www.edison.edu>

Lee Campus, Established 1962
 8099 College Parkway, SW, Fort Myers, FL 33919
 (239) 489-9300

Collier Campus, Established 1992
 7007 Lely Cultural Parkway, Naples, FL 34113
 (239) 732-3737

Charlotte Campus, Established 1997
 26300 Airport Road, Punta Gorda, FL 33950
 (941) 637-5629

Hendry/Glades Center
 4050 Cowboy Way, LaBelle, FL 33935
 (863) 674-0408

President:

Kenneth P. Walker, Ph.D. (1991-Present), third president

Established:

1962 as *Edison Junior College*, Fort Myers, Florida

Accreditation:

Edison State College is accredited by the Commission on Colleges of the Southern Association of Colleges and Schools (1866 Southern Lane, Decatur, Georgia 30033-4097: Telephone number (404) 679-4501) to award baccalaureate degrees, associate degrees and certificates.

OPERATING BUDGET

Comparison of FY 2008 to FY 2009

	2008		2009	
	Amount	%	Amount	%
Sources of Funds:				
Student Fees	\$ 14,888,265	35%	\$ 18,015,367	41%
State Support	26,728,060	62%	24,005,197	55%
Other Sources	1,292,586	3%	1,620,189	4%
Total	\$ 42,908,911	100%	\$ 43,640,753	100%
Uses of Funds:				
Staff Costs	\$ 29,929,927	70%	\$ 30,374,806	70%
Current Expenses	12,878,984	30%	13,215,947	30%
Capital Expenses	100,000	0%	50,000	0%
Total	\$ 42,908,911	100%	\$ 43,640,753	100%

Source: Edison State College Operating Budget

2008-2009 Prelim. Annual Unduplicated Headcount: 20,866

Full-time:	30%	Part-Time:	66%
Male:	37%	Female:	61%

2007-08 Annual FTE: 8,126 **2008-09 Projected FTE:** 8,433

Fall 2008 Unduplicated Headcount: 14,254

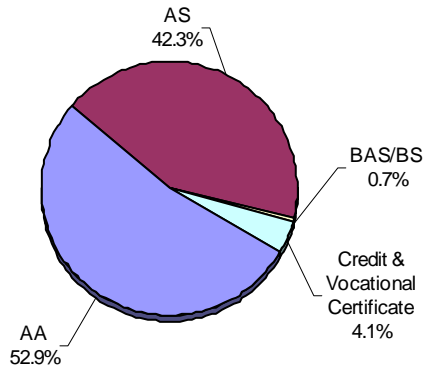
Full-time:	32%	Part-Time:	65%
Male:	37%	Female:	61%

Spring 2009 Preliminary Unduplicated Headcount: 13,701

Full-time:	31%	Part-Time:	69%
Male:	37%	Female:	61%

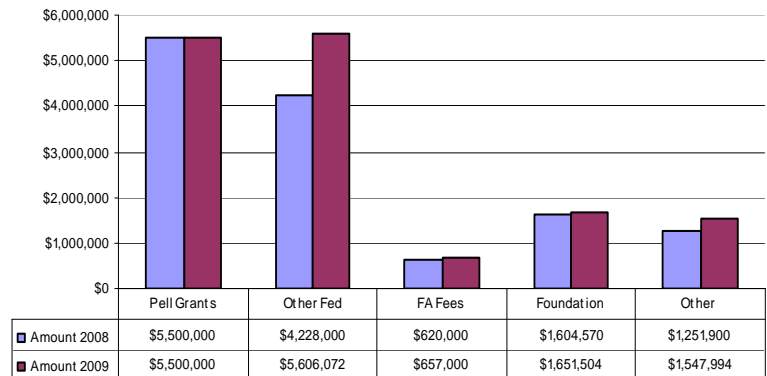
* Source: Preliminary Spring 2009, credit and non-credit; Student Data Base

Academic Program Goals of Degree/Certificate Seeking Students 2008-2009



Source: SCT Data Base

Comparison of Financial Aid Funds: 2008 and 2009



Source: Edison State College Operating Budget

Fall 2008 Annual Personnel Reports: Faculty

	Full-time	%	Part-time	%
Male	50	43%	277	51%
Female	66	57%	268	49%
African American	6	5%	26	5%
Hispanic	2	2%	26	5%
Other Minority	3	3%	14	3%
Caucasian/White	105	91%	479	88%
Totals	116	100%	545	100%

34% of full-time faculty members have doctorates.

Source: Annual Personnel Reports

TUITION and FEES

2009

Credit Programs

Per Credit Hour	Lower Division	Upper Division
In-State	\$79.24	\$87.75
Out-of-State	\$295.32	\$472.04

- ◆ Of 812 Edison students who responded to the 2007 Community College Survey of Student Engagement, 86% were working. Forty-three percent reported working *more than 30 hours* per week. By comparison, 82% of Florida Community College students and 78% of the national sample were working while attending college.

Square Footage and Land by Campus

Campus	Gross Square Feet	Buildings	Acres
Lee	642,614	24	142
Collier	152,157	12	80
Charlotte	151,823	12	171

New Facilities/Renovations:

- ◆ EMS Remodel (Charlotte) - opening 2009
- ◆ NCEF Early Childhood Development Center (Collier) - opening 2009
- ◆ NCEF Pediatric Dental Center/UF College of Dentistry (Collier) Library (Collier) - opening 2009
- ◆ Student Services Remodel/Addition (Collier) - opening 2010
- ◆ Richard H. Rush Library Remodel (Lee)
- ◆ Nursing Building (Lee) - opening 2010

CREDIT ENROLLMENT, FTE and AGE

Campus/Site	Annual Headcount	% of Total	(30-hr) Annual FTE	% of Total
	Preliminary, 2009	Preliminary 2009	Projected 2009	Projected 2009
Charlotte	2,451	12.5%	1,085	11.7%
Collier	3,475	17.8%	1,641	17.7%
Hendry/Glades	610	3.1%	289	3.1%
Lee	11,606	59.3%	5,694	61.5%
On-Line	1,421	7.3%	545	6.0%
Total	19,563	100%	9,254	100%

	Annual Unduplicated Headcount <= Age 24		Annual Unduplicated Headcount > Age 24	
	Preliminary, 2009	% of <= Age 24	Preliminary 2009	% of > Age 24
Male	4,680	24.3%	2,849	14.8%
Female	6,554	34.1%	5,151	26.8%
Part-time	8,422	43.8%	6,931	36.0%
Full-time	2,812	14.6%	1,069	5.6%
Total	11,234	58.4%	8,000	41.6%

Note: Does not include unreported gender

Bachelor Programs Available at Edison State College

- Bachelor of Applied Science in Public Safety Management
- Bachelor of Applied Science in Supervision and Management
- Bachelor of Science in Elementary Education
- Bachelor of Science in Secondary Biology Education
- Bachelor of Science in Secondary Mathematics Education
- Bachelor of Science in Nursing (Fall 2009)

Community College Survey of Student Engagement

Benchmark	2007 Community Colleges		
	Edison	Florida	All CCSSE
Active and collaborative learning	51.6	50.0	50.0
Student effort	53.3	50.3	50.0
Academic challenge	52.7	50.4	50.0
Student-faculty interaction	53.9	51.5	50.0
Support for learners	51.1	49.6	50.0
Students Surveyed	821	18,668	301,506

The five benchmarks encompass 38 engagement items from the CCSSE survey that reflect many of the most important aspects of the student experience. These institutional practices and student behaviors are some of the most powerful contributors to effective teaching, learning, student retention, and student success.

Program Areas With High Projected Employment Growth*

Occupation	Wages	Annual Growth	2008 Grads	Occupation	Wages	Annual Growth	2008 Grads
Health Professions				Business Administration			
Dental Hygienists	\$33.24	3.50%	17	Business Operations Specialists	\$28.11	4.28%	25
Registered Nurses	\$30.55	3.05%	224	Accountants & Auditors	\$29.62	2.16%	5
Radiologic Technologists	\$25.74	3.67%	23	Criminal Justice			
Respiratory Therapists	\$24.65	2.24%	16	Police & Sheriff's Patrol Officers	\$24.57	1.57%	17
Cardiovascular Technologists	\$19.48	3.99%	14	Emergency Service Professions			
Computer Programming/Networking				EMT and Paramedics			
Network & Systems Admin.	\$32.56	3.31%	21	Fire Fighters	\$23.34	1.57%	16
Civil Engineering Technicians	\$23.15	3.42%	19	Paralegal			
				Legal Assistants	\$22.50	4.80%	13

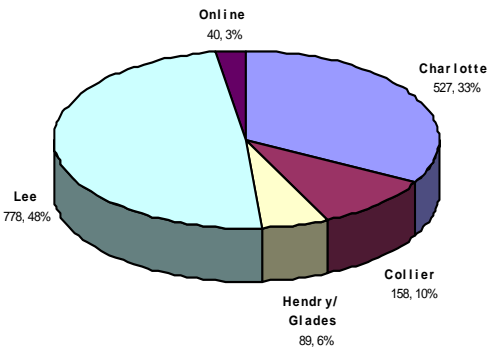
*Source: Florida Agency for Workforce Innovation, Florida Industry and Occupational Employment Projections to 2016 for Workforce Region 24 (Charlotte, Collier, Glades, Hendry, and Lee Counties), Graduation numbers from Student Database

2008 Exceptional AA Transfer Performance in the State University System (SUS)

Selected SUS Programs	Edison		All CCs		SUS Natives*	
	N	GPA	N	GPA	N	GPA
Engineering Technology	8	3.27	777	3.00	661	2.98
Education	252	3.56	7605	3.37	3685	3.20
Criminal Justice	69	3.41	2326	2.86	1725	2.88
Public Affairs	24	3.48	1205	3.22	355	3.03
Health Science	119	3.19	4863	3.17	4732	3.20
Parks and Recreation	12	3.05	618	2.96	1454	3.13
Interdisciplinary	10	2.94	184	2.97	633	3.38
Library Stud/Philosophy/Religion	7	3.23	329	2.96	409	3.02
Communication	57	3.17	2721	2.97	4075	3.21
Physical Science	12	2.60	675	2.77	1079	3.21
Computer Science	20	3.32	1341	2.80	1008	2.87
Architecture	5	3.21	424	3.10	464	3.20
Social Science	66	3.00	5511	2.87	6343	3.01
Business	413	2.91	16392	2.79	12735	3.09
All	1546	3.13	65489	2.96	63349	3.11

* Students who started in SUS as freshmen

Dual Enrollment by Campus 2008-2009 Headcount



Source: Student Data Base

EQUITY	Fall, 2008		Fall, 2008		5-County District 2006 Census Est %
	FTIC Students	%	All Students	%	
Female	1,479	53.6%	8,659	60.7%	50.0%
Male	1,240	44.9%	5,328	37.4%	50.0%
Unknown Gender	40	1.5%	267	1.9%	N/A
African American	300	10.9%	1,467	10.3%	7.1%
Hispanic	602	21.8%	2,556	17.9%	18.2%
Other Minority	92	3.3%	903	6.3%	1.7%
Caucasian/White	1,765	64.0%	9,328	65.5%	90.4%
Total	2,759	100.0%	14,254	100.0%	N/A

Sources: <http://quickfacts.census.gov/qfd/states/12000.html>, Student Data Base

Note1: The 2006 Census Estimate percentages by race/ethnic category do not sum to 100%.

College Level Academic Standards Test (CLAST) Passing Rates

Group	2007	2008	2008
	Edison %	Edison %	State %
No College prep	98%	99%	*%
Some College Prep	93%	94%	*%
All Students	96%	97%	*%

Source: Florida Accountability Reports – Measure 5 (Students accumulating 60 or more credit hours at Edison)

*State data not yet available