

# Edison College Facts At A Glance

## 2006-2007

**President:** Kenneth P. Walker (1991-Present), third president

**Established:** 1962 as *Edison Junior College*, Fort Myers, Florida

**Accreditation:** Edison College is accredited by the Commission on Colleges of the Southern Association of Colleges and Schools (1866 Southern Lane, Decatur, Georgia 30033-4097: Telephone number (404) 679-4501) to award baccalaureate degrees, associate degrees and certificates.

**Locations:**  
<http://www.edison.edu>

**Lee Campus** (Fort Myers) (239) 489-9300  
8099 College Parkway, SW, Fort Myers, FL 33919  
*Established 1962*

**Collier Campus** (Naples) (239) 732-3737  
7007 Lely Cultural Parkway, Naples, FL 34113  
*Established 1992*

**Charlotte Campus** (Punta Gorda) (941) 637-5629  
26300 Airport Road, Punta Gorda, FL 33950  
*Established 1997*

**Hendry/Glades Center** (LaBelle High School) (863) 674-0408  
4050 Cowboy Way, LaBelle, FL 33935

**2006-2007 Annual Unduplicated Headcount:** 15,412

Full-time: 27 %	Part-time: 73%
Male: 37 %	Female: 62%

**Fall 2006 Unduplicated Headcount:** 10,428

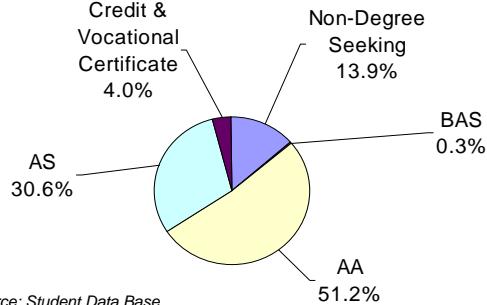
Full-time: 32%	Part-time: 68%
Male: 37%	Female: 62%

**2006 Annual FTE:** 7,091 (30 hr)      **2007 Projected FTE:** 7,391 (30 hr)

**Square Footage and Land by Campus:**

Campus	Gross Square Feet	Buildings	Acres
Lee	645,997	25	142
Collier	122,274	10	80
Charlotte	151,823	12	171

### Academic Goals of Credit-Seeking Students 2006-2007 Headcount by Program



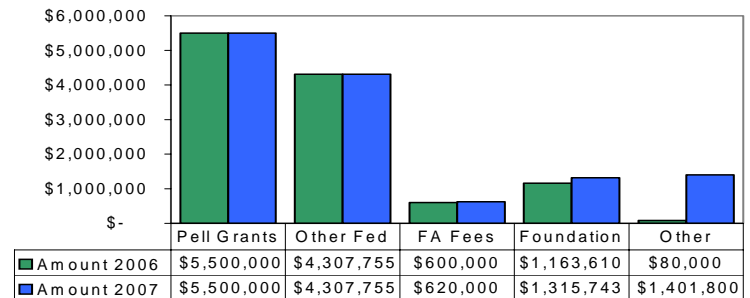
Source: Student Data Base

### TUITION and FEES 2007

Per Credit Hour	Credit Programs	
	Lower Division	Upper Division
In-State	\$70.69	\$77.70
Out-of-State	\$265.46	\$449.24

♦ Of 769 Edison students who responded to the 2004 Community College Survey of Student Engagement, 87% were working. Fifty-one percent reported working more than 30 hours per week. By comparison, 83% of Florida Community College students and 81% of the national sample were working while attending college.

### Comparison of Financial Aid Funds: 2006 and 2007



Source: Edison College Operating Budget

### OPERATING BUDGET

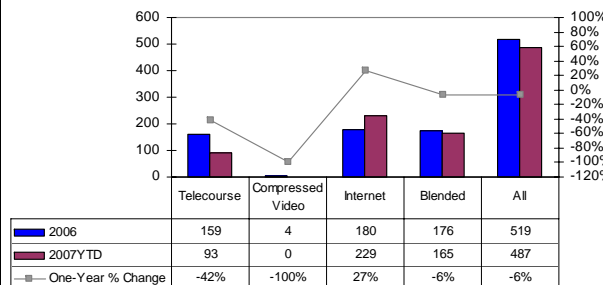
Comparison of FY 2006 to FY 2007

	2006		2007	
	Amount	%	Amount	%
<b>Sources of Funds:</b>				
Student Fees	\$ 14,110,643	36%	\$ 14,539,747	35%
State Support	23,457,134	60%	25,345,395	62%
Other Sources	1,351,131	4%	1,351,165	3%
<b>Total</b>	<b>\$ 38,918,908</b>	<b>100%</b>	<b>\$ 41,236,307</b>	<b>100%</b>
<b>Uses of Funds:</b>				
Staff Costs	\$ 25,366,724	65%	\$ 27,240,150	66%
Current Expenses	12,956,415	33%	13,839,232	34%
Capital Expenses	595,769	2%	156,925	0%
<b>Total</b>	<b>\$ 38,918,908</b>	<b>100%</b>	<b>\$ 41,236,307</b>	<b>100%</b>

Source: Edison College Operating Budget

### eLearning

Full-Time Equivalent Enrollment in Credit Courses (30-hr)



### Fall 2006 Annual Personnel Reports: Faculty

	Full-time	%	Part-time	%
Male	46	41%	208	51%
Female	65	59%	200	49%
African	6	5%	17	4%
Hispanic	4	4%	19	5%
Other Minority	3	3%	3	1%
White	98	88%	369	90%
<b>Totals</b>	<b>111</b>	<b>100%</b>	<b>408</b>	<b>100%</b>

33% of full-time faculty members have doctorates.

Source: Annual Personnel Reports

**CREDIT ENROLLMENT and FTE**

Campus/ Site	Annual Headcount		(30-hr) Annual FTE	
	Prelim. 2007	% of Total Prelim. 2007	Projected 2007	% of Total Projected 2007
Lee	9,731	63%	4,730	64%
Collier	2,999	20%	1,404	19%
Charlotte	2,152	14%	887	12%
Hendry/Glades	530	3%	222	3%
Off-Site	NA	NA	148	2%
<b>Total</b>	<b>15,412</b>	<b>100%</b>	<b>7,391</b>	<b>100%</b>

**Other Categories**

	Annual Unduplicated Headcount ≤ Age 24		Annual Unduplicated Headcount > Age 24	
	Prelim. 2007	% of ≤ Age 24 Prelim. 2007	Prelim. 2007	% of > Age 24 Prelim. 2007
Male	3,664	24%	2,034	13%
Female	5,628	37%	3,988	26%
Part-time	6,132	40%	5,049	33%
Full-time	3,204	21%	992	6%
<b>Total</b>	<b>9,336</b>	<b>61%</b>	<b>6,041</b>	<b>39%</b>

Florida Law provides that Associate in Arts degree graduates of a Florida community college must be granted admission to an upper division program offered by a state university institution, unless that program has been designated Limited Access. Florida Community Colleges have a similar articulation agreement with the Independent Colleges and Universities of Florida (ICUF).

Additionally, Edison has AA and AS program-specific agreements with the following institutions through the Edison University Center:

Barry University	International College
Charter Oak State College (Connecticut)	Nova Southeastern University
Florida Gulf Coast University	University of Florida
Florida State University	Thomas Edison State College (New Jersey)
Franklin University (Ohio)	

**New Opportunities at Edison College**

Bachelor of Applied Science in Public Safety Management	Educator Preparation Institute
--	--------------------------------

**Noel-Levitz Student Satisfaction Inventory**

Edison College students reported significantly higher\*\*\* mean (average) satisfaction on 10 out of 12 scales of the Noel-Levitz Satisfaction Inventory in Fall 2006 than other four-year public colleges.

Scale	Satisfaction		Difference
	Edison College	4-Year Public	
1. Student Centeredness	5.38	5.08	0.30 ***
2. Campus Life	4.85	4.83	0.02
3. Instructional Effectiveness	5.40	5.21	0.19 ***
4. Recruitment and Financial Aid	5.01	4.80	0.21 ***
5. Campus Support Services	5.36	5.23	0.13 ***
6. Academic Advising	5.22	5.20	0.02
7. Registration Effectiveness	5.32	4.92	0.40 ***
8. Safety and Security	5.07	4.47	0.60 ***
9. Concern for the Individual	5.14	4.93	0.21 ***
10. Service Excellence	5.12	4.90	0.22 ***
11. Responsiveness to Diverse Populations	5.53	5.05	0.48 ***
12. Campus Climate	5.32	5.05	0.27 ***

Ratings:

Satisfaction: 1 = Not Satisfied at All 7 = Very Satisfied

**Program Areas with High Projected Employment Growth\***

Occupation	Wages	Annual Growth	2006 Grads	Occupation	Wages	Annual Growth	2006 Grads
<b>Health Professions</b>				Architectural & Civil Drafters	\$20.19	1.9%	22
Dental Hygienists	\$29.59	4.4%	19	<b>Business Administration</b>			
Registered Nurses	\$25.93	3.7%	217	Business Operations Specialists	\$28.49	4.5%	29
Radiologic Technologists	\$22.94	4.2%	29	Accountants & Auditors	\$27.29	2.2%	12
Respiratory Therapists	\$18.37	0.6%	13	<b>Criminal Justice</b>			
Cardiovascular Technologists	\$18.64	3.1%	13	Police & Sheriff's Patrol Officers	\$20.89	2.4%	18
<b>Computer Programming/Networking</b>				<b>Fire Science</b>			
Network & Systems Admin.	\$28.86	4.5%	11	Fire Fighters	\$20.75	3.4%	17
Computer Programmers	\$30.87	0.7%	13	<b>Paralegal</b>			
				Legal Assistants	\$21.16	4.3%	14

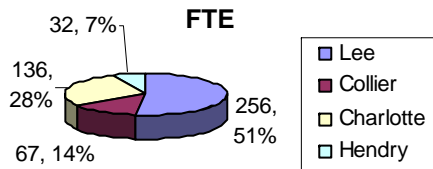
\*Source: Florida Agency for Workforce Innovation, Office of Workforce Information Services, Labor Market Information Program Florida Industry and Occupational Employment Projections to 2014

**2005 Exceptional AA Transfer Performance in the State University System (SUS)**

Selected SUS Programs	Edison		All CCs		SUS Natives*	
	N	GPA	N	GPA	N	GPA
Engineering Technology	5	3.55	576	2.94	474	2.92
Education	191	3.48	5,826	3.38	3,331	3.17
Criminal Justice	64	3.36	1,873	2.92	1,499	2.86
Public Affairs	42	3.34	1,110	3.24	369	3.03
Health Science	124	3.32	3,307	3.21	3,728	3.14
Parks and Recreation	15	3.31	492	3.10	831	3.10
Interdisciplinary	2	3.30	249	2.89	528	3.08
Library/Philosophy/Religion	289	3.21	2,057	2.96	1,601	2.96
Communication	14	3.14	2,110	2.96	3,366	3.18
Physical Science	8	3.11	431	2.75	745	3.10
Computer Science	30	3.10	1,525	2.85	1,227	2.89
Architecture	5	3.09	313	3.07	400	3.12
Social Science	69	3.01	5,375	2.88	6,034	2.96
Business	344	2.89	14,480	2.83	11,682	3.04
<b>All</b>	<b>1,368</b>	<b>3.13</b>	<b>53,673</b>	<b>2.98</b>	<b>53,923</b>	<b>3.06</b>

\* Students who started in SUS as freshmen

**Dual Enrollment 2006-2007**



Total College Dual Enrollment for 2006-2007 YTD is 491 FTE, or 7% of 7,391 Total Projected FTE (Full-time Equivalent Enrollment).

**EQUITY**

	Fall, 2006		Fall, 2006		5-County District
	FTIC Students	%	All Students	%	2000 Census %
Female	1,536	57.3%	6,503	62.4%	50.6%
Male	1,129	42.1%	3,856	37.0%	49.4%
Unknown Gender	18	0.6%	69	0.6%	
Non-Resident Alien	70	2.6%	336	3.2%	n/a
African American	200	7.5%	1,016	9.7%	6.0%
Hispanic/ Latino(a)	442	16.5%	1,517	14.6%	12.7%
Other Minority	74	2.7%	294	2.8%	7.0%
Caucasian/White	1,897	70.7%	7,265	69.7%	87.0%
<b>Total #</b>	<b>2,683</b>	<b>100.0%</b>	<b>10,428</b>	<b>100.0%</b>	<b>n/a</b>

Sources: <http://quickfacts.census.gov/qfd/states/12000.html>, Student Data Base

Note1: The 2000 Census percentages by race/ethnic category do not sum to 100%.

Note2: Counts for Gender & Ethnicity may not sum to Total # due to unknown Gender or Ethnicity for some students.

**College Level Academic Standards Test (CLAST) Passing Rates**

Group	2005	2006	2006
	Edison %	Edison %	State %
No College Prep	99%	98%	97%
Some College Prep	92%	93%	90%
All Students	96%	96%	94%

Source: Florida Accountability Reports – Measure 5 (Students accumulating 60 or more credit hours at Edison)