

Edison College Facts At A Glance

2005-2006

President: Kenneth P. Walker (1991-Present), third president

Established: 1962 as *Edison Junior College*, Fort Myers, Florida

Accreditation:

Commission on Colleges of the Southern Association of Colleges and Schools (SACS) in 1961, 1971, 1981, 1991 & 2001

Degrees Awarded:

Bachelor of Applied Science in Public Safety Management, Associate in Arts, Associate in Science & Certificate

Locations:

<http://www.edison.edu>

Lee Campus (Fort Myers) (239) 489-9300
8099 College Parkway, SW, Fort Myers, FL 33919
Established 1962

Collier Campus (Naples) (239) 732-3737
7007 Lely Cultural Parkway, Naples, FL 34113
Established 1992

Charlotte Campus (Punta Gorda) (941) 637-5629
26300 Airport Road, Punta Gorda, FL 33950
Established 1997

Hendry/Glades Center (LaBelle High School) (863) 674-0408
4050 Cowboy Way, LaBelle, FL 33935

2005-2006 Annual Unduplicated Headcount: 15,153

Full-time: 27%	Part-time: 73%
Male: 37%	Female: 63%

Fall 2005 Unduplicated Headcount: 10,405

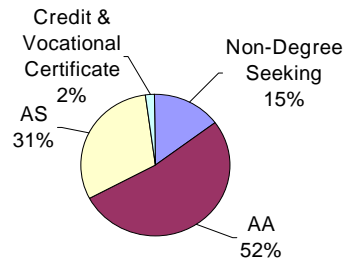
Full-time: 33%	Part-time: 67%
Male: 37%	Female: 63%

2005 Annual FTE: 7,383 (30 hr) **2006 Projected FTE: 6,997 (30 hr)**

Square Footage and Land by Campus:

Lee *Gross Sq. Ft:* 645,997 *Bldgs:* 25 *Acres:* 140
Collier *Gross Sq. Ft:* 110,568 *Bldgs:* 10 *Acres:* 50
Charlotte *Gross Sq. Ft:* 151,823 *Bldgs:* 12 *Acres:* 204

**Academic Goals of Credit-Seeking Students
2005-2006
Headcount by Program**



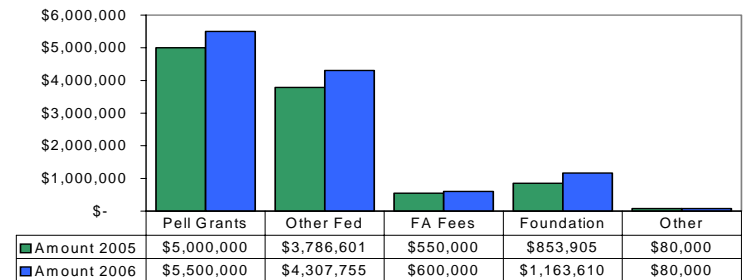
Source: Student Data Base

TUITION AND REGISTRATION FEES 2006

	Per Credit	Annually (30 Credits)
In-State	\$66.11	\$1,983.30
Out-of-State	\$258.01	\$7,740.30

◆ Of 769 Edison students who responded to the 2004 Community College Survey of Student Engagement, 87% were working. Fifty-one percent reported working more than 30 hours per week. By comparison, 83% of Florida Community College students and 81% of the national sample were working while attending college.

Comparison of Financial Aid Funds: 2005 and 2006



Source: Edison College Operating Budget

OPERATING BUDGET

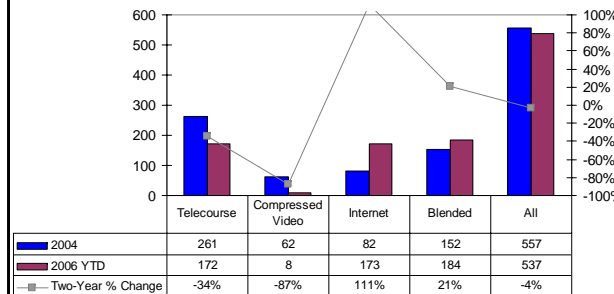
Comparison of FY 2005 to FY 2006

	2005		2006	
	Amount	%	Amount	%
Sources of Funds:				
Student Fees	\$ 13,001,470	36%	\$ 13,988,483	36%
State Support	22,367,221	62%	23,457,134	61%
Other Sources	897,733	2%	1,209,305	3%
Total	\$ 36,266,424	100%	\$ 38,654,922	100%
Uses of Funds:				
Staff Costs	\$ 23,728,975	65%	\$ 25,135,654	65%
Current Expenses	12,074,882	33%	13,137,998	34%
Capital Expenses	462,567	1%	381,270	1%
Total	\$ 36,266,424	99%	\$ 38,654,922	100%

Source: Edison College Operating Budget

eLearning

Full-Time Equivalent Enrollment in Credit Courses (30-hr)



Fall 2005 Annual Personnel Reports: Faculty

	Full-time	%	Part-time	%
Male	43	39%	263	55%
Female	66	61%	215	45%
African	6	6%	19	4%
Hispanic	3	3%	22	5%
Other Minority	3	3%	4	1%
White	97	88%	433	90%
Totals	109	100%	478	100%

34% of full-time faculty members have doctorates.

Source: Annual Personnel Reports

CREDIT ENROLLMENT and FTE

Campus/ Site	Annual Headcount		(30-hr) Annual FTE	
	Prelim. 2005	% of Total Prelim. 2005	Projected 2005	% of Total Projected 2005
Lee	9,617	63%	4,478	64%
Collier	3,007	20%	1,329	19%
Charlotte	2,060	14%	840	12%
Hendry/Glades	469	3%	210	3%
Off-Site	NA	NA	140	2%
Total	15,153	100%	6,997	100%

Other Categories

	Annual Unduplicated Headcount ≤ Age 24		Annual Unduplicated Headcount > Age 24	
	Prelim. 2005	% of ≤ Age 24 Prelim. 2005	Prelim. 2005	% of > Age 24 Prelim. 2005
Male	3,585	24%	2,079	14%
Female	5,383	35%	4,017	27%
Part-time	5,962	39%	5,093	34%
Full-time	3,070	20%	1,029	7%
Total	9,032	59%	6,122	41%

Florida Law provides that Associate in Arts degree graduates of a Florida community college must be granted admission to an upper division program offered by a state university institution, unless that program has been designated Limited Access. Florida Community Colleges have a similar articulation agreement with the Independent Colleges and Universities of Florida (ICUF).

Additionally, Edison has AA and AS program-specific agreements with the following institutions through the Edison University Center:

- University of Florida
- Florida State University
- Florida Gulf Coast University
- International College (Florida)
- Barry University (Florida)
- Nova Southeastern University (Florida)
- Franklin University (Ohio)
- Thomas Edison State College (New Jersey)
- Charter Oak State College (Connecticut)

New Opportunities at Edison College

Bachelor of Applied Science in Public Safety Management
Educator Preparation Institute

Continuing Workforce Education (CWE) and Recreation & Leisure Enrollment

YTD 2006 (through March)

Campus	Center	Students
Charlotte	CWE	41
	Recreation	299
	Total	340
Collier	CWE	584
	Recreation	289
	Total	873
Lee	CWE	1,553
	Recreation	268
	Total	1,821
Total	CWE	2,178
	Recreation	856
	Continuing Education Total	3,034

Program Areas with High Projected Employment Growth*

Occupation	Wages	Annual Growth	2005 Grads	Occupation	Wages	Annual Growth	2005 Grads
Health Professions				Construction Managers	\$37.50	3.3%	8
Dental Hygienists	\$27.21	3.2%	14	Business Administration			
Registered Nurses	\$23.89	3.7%	171	Managers, All Other	\$30.71	2.6%	11
Radiologic Technologists	\$21.80	4.2%	29	Accountants & Auditors	\$26.06	2.9%	7
Respiratory Therapists	\$18.23	3.8%	14	Criminal Justice			
Cardiovascular Technologists	na	2.3%	11	Police & Sheriff's Patrol Officers	\$20.10	2.9%	16
Computer Programming/Networking				Fire Science			
Network & Systems Admin.	\$27.76	4.0%	8	Fire Fighters	\$17.39	2.6%	9
Computer Programmers	\$30.30	1.2%	5	Paralegal			
				Legal Assistants	\$20.72	3.8%	15

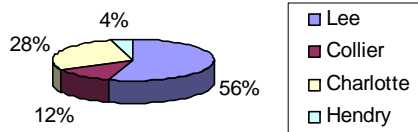
*Source: Florida Agency for Workforce Innovation, Office of Workforce Information Services, Labor Market Information Program
Florida Industry and Occupational Employment Projections to 2012

2004 Exceptional AA Transfer Performance in the State University System

SUS Program Grouping	Edison		All CCs		SUS Natives*	
	N	GPA	N	GPA	N	GPA
Education	203	3.49	5,625	3.40	3,138	3.16
Public Affairs	53	3.37	1,090	3.29	335	2.97
Health Science	165	3.24	3,189	3.22	3,025	3.13
Parks and Recreation	15	3.23	512	3.03	764	3.08
Computer Science	28	3.21	1,754	2.86	1,532	2.90
Library/Philosophy/Religion	272	3.20	1,925	2.98	1,332	2.96
Criminal Justice	62	3.19	1,811	2.92	1,349	2.78
Interdisciplinary	2	3.19	244	2.91	495	3.06
Engineering Technology	5	3.19	524	2.95	432	2.92
Physical Science	7	3.17	427	2.74	666	3.09
Communication	15	3.15	2,098	2.92	3,446	3.17
Visual/Performing Arts	21	3.05	1,638	3.19	2,112	3.16
Social Science	64	3.03	5,179	2.89	5,689	2.93
Business	399	2.96	14,629	2.83	11,067	3.04
All	1,461	3.14	52,706	2.98	50,286	3.05

* Students who started in SUS as freshmen

Dual Enrollment 2005-2006 FTE



Dual Enrollment for 2005-2006 YTD is 508 FTE, or 7% of 6,997 Total Projected FTE (Full-time Equivalent Enrollment).

EQUITY	Fall, 2005		Fall, 2005		5-County District
	FTIC Students	%	All Students	%	2000 Census %
Female	1,320	57.9%	6,472	62.2%	50.6%
Male	990	42.7%	3,870	37.2%	49.4%
Unknown Gender	11	0.5%	63	0.6%	
Non-Resident Alien	51	2.2%	336	3.1%	n/a
African American	191	8.2%	1,037	10.0%	6.0%
Hispanic/ Latino(a)	326	14.1%	1,374	13.3%	12.7%
Other Minority	72	3.1%	287	2.8%	7.0%
Caucasian/White	1,681	72.4%	7,371	70.8%	87.0%
Total #	2,321	100.0%	10,405	100.0%	n/a

Sources: <http://quickfacts.census.gov/qfd/states/12000.html>, Student Data Base

Note1: The 2000 Census percentages by race/ethnic category do not sum to 100%.

Note2: Counts for Gender & Ethnicity may not sum to Total # due to unknown Gender or Ethnicity for some students.

College Level Academic Standards Test (CLAST) Passing Rates

Group	2004	2005	2005
	Edison %	Edison %	State %
No College Prep	98%	99%	97%
Some College Prep	95%	92%	91%
All Students	95%	96%	94%

Source: Florida Accountability Reports – Measure 5
(Students accumulating 60 or more credit hours at Edison)