

Edison College Facts At A Glance

2004-2005

President: Kenneth P. Walker (1991-Present), third president

Established: 1962 as *Edison Junior College*, Fort Myers, Florida

Accreditation:

Commission on Colleges of the Southern Association of Colleges and Schools (SACS) in 1961, 1971, 1981, 1991 & 2001

Degrees Awarded:

Associate in Arts, Associate in Science & Certificate

Locations:

Lee Campus_(Fort Myers) (239) 489-9300
8099 College Parkway, SW, Fort Myers, FL 33919
Established 1962

Collier Campus_(Naples) (239) 732-3737
7007 Lely Cultural Parkway, Naples, FL 34113
Established 1992

Charlotte Campus_(Punta Gorda) (941) 637-5629
26300 Airport Road, Punta Gorda, FL 33950
Established 1997

Hendry/Glades Center (LaBelle High School) (863) 674-0408
4050 Cowboy Way, LaBelle, FL 33935

2004-2005 Annual Unduplicated Headcount: 15,436

Full-time: 30%	Part-time: 70%
Male: 37%	Female: 63%

Fall 2004 Unduplicated Headcount: 10,414

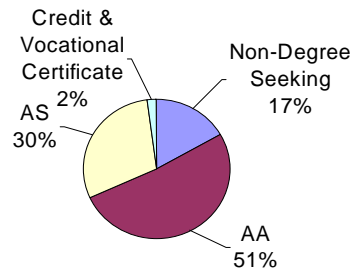
Full-time: 40%	Part-time: 60%
Male: 36%	Female: 64%

2004 Annual FTE: 7,267 (30 hr) **2005 Projected FTE: 7,425 (30 hr)**

Square Footage and Land by Campus:

Lee *Gross Sq. Ft:* 645,997 *Bldgs:* 25 *Acres:* 140
Collier *Gross Sq. Ft:* 110,568 *Bldgs:* 10 *Acres:* 50
Charlotte *Gross Sq. Ft:* 151,823 *Bldgs:* 12 *Acres:* 204

**Academic Goals of Credit-Seeking Students
2004-2005
Headcount by Program**



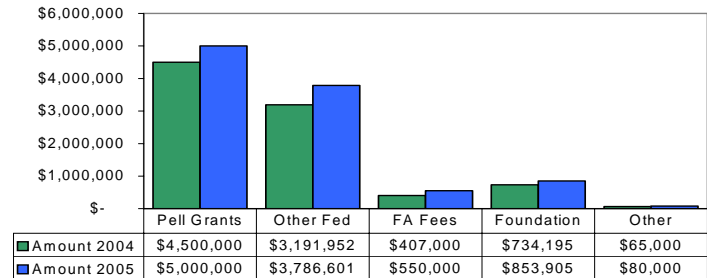
Source: Student Data Base

TUITION AND REGISTRATION FEES 2005

	Per Credit	Annually (30 Credits)
In-State	\$61.11	\$1,833.30
Out-of-State	\$227.82	\$6,834.60

◆ Of 769 Edison students who responded to the 2004 Community College Survey of Student Engagement, 87% were working. Fifty-one percent reported working more than 30 hours per week. By comparison, 83% of Florida Community College students and 81% of the national sample were working while attending college.

Comparison of Financial Aid Funds: 2004 and 2005



Source: Edison College Operating Budget

OPERATING BUDGET

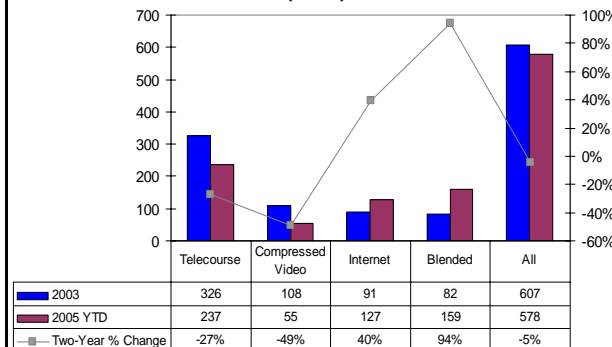
Comparison of FY 2004 to FY 2005

	2004		2005	
	Amount	%	Amount	%
Sources of Funds:				
Student Fees	\$ 11,945,885	35%	\$ 13,001,470	36%
State Support	\$ 21,176,865	63%	\$ 22,367,221	62%
Other Sources	\$ 651,390	2%	\$ 897,733	2%
Total	\$ 33,774,140	100%	\$ 36,266,424	100%
Uses of Funds:				
Staff Costs	\$ 21,771,041	65%	\$ 23,728,975	73%
Current Expenses	\$ 11,487,751	34%	\$ 12,074,882	36%
Capital Expenses	\$ 515,348	1%	\$ 462,567	1%
Total	\$ 33,774,140	100%	\$ 32,266,424	100%

Source: Edison College Operating Budget

eLearning

Full-Time Equivalent Enrollment (30-hr)



Fall 2004 Annual Personnel Reports: Faculty

	Full-time	%	Part-time	%
Male	37	40%	295	55%
Female	56	60%	240	45%
African	5	5%	22	4%
Hispanic	1	1%	29	5%
Other Minority	2	2%	11	2%
White	85	91%	473	88%
Totals	93	100%	535	100%

Source: Annual Personnel Reports

CREDIT ENROLLMENT and FTE

Campus/ Site	Annual Headcount		(30-hr) Annual FTE	
	Prelim. 2005	% of Total	Projected 2005	% of Total
Lee	9,731	63%	4,759	64%
Collier	3,179	20%	1,423	19%
Charlotte	2,122	14%	835	12%
Hendry/Glades	404	3%	173	2%
Off-Site	NA	NA	235	3%
Total	15,436	100%	7,425	100%

Other Categories

	Annual Unduplicated Headcount		Annual Unduplicated Headcount	
	<= Age 24		> Age 24	
	Prelim. 2005	% of <= Age 24	Prelim. 2005	% of > Age 24
Male	3,468	23%	2,258	14%
Female	5,437	35%	4,273	28%
Part-time	5,425	35%	5,429	35%
Full-time	3,480	23%	1,102	7%
Total	8,905	58%	6,531	42%

Florida Law provides that Associate in Arts degree graduates of a Florida community college must be granted admission to an upper division program offered by a state university institution, unless that program has been designated Limited Access. Florida Community Colleges have a similar articulation agreement with the Independent Colleges and Universities of Florida (ICUF).

Additionally, Edison has AA and AS program-specific agreements with the following institutions:

Edison University Center (EUC)

- Florida State University
- International College (Florida)
- Nova Southeastern University (Florida)
- Thomas Edison State College (New Jersey)
- Florida Gulf Coast University
- Barry University (Florida)
- Charter Oak State College (Connecticut)

Visit us on the Web: <http://www.edison.edu/>

Continuing Workforce Education (CWE) and Recreation & Leisure Enrollment

YTD 2005 (through March)

Campus	Center	Students
Charlotte	CWE	171
	Recreation	348
	Total	519
Collier	CWE	330
	Recreation	147
	Total	477
Lee	CWE	1,213
	Recreation	456
	Total	1,669
Total	CWE	1,714
	Recreation	953
Continuing Education Total		2,667

Program Areas with High Projected Employment Growth*

Occupation	Wages	Annual Growth	2004 Grads	Occupation	Wages	Annual Growth	2004 Grads
Health Professions				Construction Managers	\$37.50	3.3%	9
Dental Hygienists	\$27.21	3.2%	18	Business Administration			
Registered Nurses	\$23.89	3.7%	77	Managers, All Other	\$30.71	2.6%	21
Radiologic Technologists	\$21.80	4.2%	42	Accountants & Auditors	\$26.06	2.9%	8
Respiratory Therapists	\$18.23	3.8%	18	Criminal Justice			
Computer Programming/Networking				Police & Sheriff's Patrol Officers	\$20.10	2.9%	14
Network & Systems Admin.	\$27.76	4.0%	15	Fire Science			
Computer Programmers	\$30.30	1.2%	9	Fire Fighters	\$17.39	2.6%	10
Comp.Specialists, All Other	\$28.23	4.3%	2	Paralegal			
				Legal Assistants	\$20.72	3.8%	22

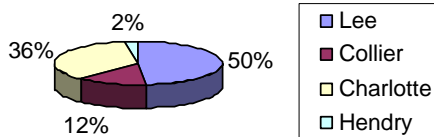
*Source: Florida Agency for Workforce Innovation, Office of Workforce Information Services, Labor Market Information Program Florida Industry and Occupational Employment Projections to 2012

2003 Exceptional AA Transfer Performance in the State University System

SUS Program Grouping	Edison		All CCs		SUS Natives*	
	N	GPA	N	GPA	N	GPA
Education	222	3.55	5,563	3.37	2,894	3.15
Public Affairs	49	3.38	1,060	3.35	296	2.95
Library/Philosophy/Religion	250	3.30	1,741	3.41	1,066	2.95
Health Science	160	3.20	2,980	3.46	2,547	3.13
Architecture	4	3.15	278	3.05	356	3.09
Visual/Performing Arts	23	3.12	1,564	3.04	1,797	3.14
Psychology	33	3.11	3,119	2.88	2,432	3.10
Agriculture	8	3.09	493	2.85	685	3.09
Criminal Justice	81	3.02	2,131	2.96	1,549	2.85
Interdisciplinary	11	3.01	266	2.96	424	3.10
Computer Science	27	3.00	1,913	2.92	1,564	2.85
Engineering Technology	3	3.00	495	2.95	365	2.87
Social Science	48	3.00	4,217	2.97	4,628	2.87
Business	394	2.97	14,401	2.92	10,414	3.02
All	1,476	3.15	50,904	3.18	45,527	3.03

* Students who started in SUS as freshmen

Dual Enrollment 2004-2005 FTE (30 hr.)



Dual Enrollment for 2004-2005 YTD is 579 FTE, or 8% of 7,425 Total Projected FTE (Full-time Equivalent Enrollment).

EQUITY	Fall, 2004		Fall, 2004		5-County District	
	FTIC Students	%	All Students	%	2000 Census %	
Female	682	56.0%	6,554	62.9%	50.6%	
Male	527	43.2%	3,787	36.4%	49.4%	
Unknown Gender	10	0.8%	73	0.7%		
Non-Resident Alien	27	2.2%	350	3.4%	n/a	
African American	106	8.7%	982	9.4%	6.0%	
Hispanic/ Latino(a)	188	15.4%	1,189	11.4%	12.7%	
Other Minority	37	3.0%	280	2.7%	7.0%	
Caucasian/White	861	70.6%	7,613	73.1%	87.0%	
Total #	1,219	100.0%	10,414	100.0%	n/a	

Sources: <http://quickfacts.census.gov/qfd/states/12000.html>, Student Data Base

Note1: The 2000 Census percentages by race/ ethnic category do not sum to 100%.

Note2: Counts for Gender & Ethnicity may not sum to Total # due to unknown Gender or Ethnicity for some students.

College Level Academic Standards Test (CLAST) Passing Rates

Group	2003	2004	2004
	Passing %	Passing %	State %
No College Prep	97%	98%	96%
Some College Prep	92%	95%	88%
All Students	95%	95%	92%

Source: Florida Accountability Reports – Measure 5 (Students accumulating 60 or more credit hours at Edison)