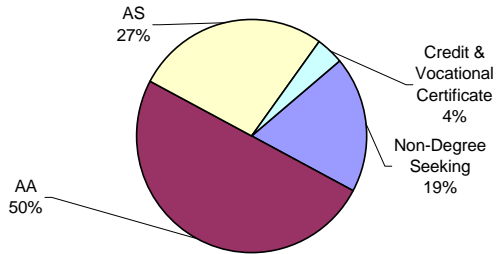


Edison College Facts At A Glance

FACTS 2003-2004

<p>President: Kenneth P. Walker (1991-Present), third president</p> <p>Established: 1962 as Edison Junior College, Fort Myers, Florida</p> <p>Accreditation: Commission on Colleges of the Southern Association of Colleges and Schools (SACS) in 1961, 1971, 1981, 1991 & 2001</p> <p>Degrees Awarded: Associate in Arts, Associate in Science & Certificate</p>	<p style="text-align: center;">Locations:</p> <p><u>Lee Campus</u> (Fort Myers) (239) 489-9300 8099 College Parkway, SW, Fort Myers, FL 33919 Established 1962</p> <p><u>Collier Campus</u> (Naples) (239) 732-3737 7007 Lely Cultural Parkway, Naples, FL 34113 Established 1992</p> <p><u>Charlotte Campus</u> (Punta Gorda) (941) 637-5629 26300 Airport Road, Punta Gorda, FL 33950 Established 1997</p> <p><u>Hendry/Glades Center</u> (LaBelle High School) (863) 674-0408 4050 Cowboy Way, LaBelle, FL 33935</p>	<p>2003-2004 Annual Unduplicated Headcount: 15,618</p> <table border="1" style="width: 100%; border-collapse: collapse;"> <tr> <td>Full-time: 28%</td> <td>Part-time: 72%</td> </tr> <tr> <td>Male: 37%</td> <td>Female: 63%</td> </tr> </table> <p>Fall 2003 Headcount: 10,644</p> <table border="1" style="width: 100%; border-collapse: collapse;"> <tr> <td>Full-time: 38%</td> <td>Part-time: 62%</td> </tr> <tr> <td>Male: 37%</td> <td>Female: 63%</td> </tr> </table> <p>2003 Annual FTE: 4,906 2004 Projected FTE: 5,447</p> <p>Square Footage and Land by Campus:</p> <p>Lee- <u>Gross Sq. Feet:</u> 645,997 <u>Bldgs:</u> 25 <u>Acres:</u> 140 Collier- <u>Gross Sq. Feet:</u> 110,568 <u>Bldgs:</u> 10 <u>Acres:</u> 50 Charlotte- <u>Gross Sq. Feet:</u> 151,823 <u>Bldgs:</u> 12 <u>Acres:</u> 204</p>	Full-time: 28%	Part-time: 72%	Male: 37%	Female: 63%	Full-time: 38%	Part-time: 62%	Male: 37%	Female: 63%
Full-time: 28%	Part-time: 72%									
Male: 37%	Female: 63%									
Full-time: 38%	Part-time: 62%									
Male: 37%	Female: 63%									

Academic Goal of Credit-Seeking Students 2003-2004



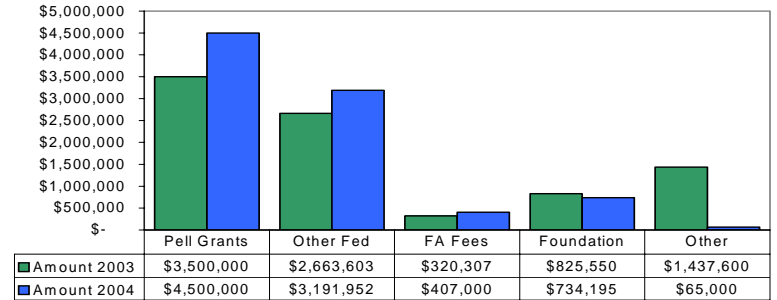
Source: Student Data Base

TUITION AND REGISTRATION FEES 2004

	Per Credit	Annually (30 SSH)
In-State	\$58.24	\$1,747.20
Out-of-State	\$217.10	\$6,513.00

◆ Of 527 continuing students at Edison who responded to the 2003 Student Academic Interest Survey, 86% were working. One-third reported working 31-40 hours per week and nearly one-quarter reported working more than 40 hours per week. Two-thirds reported having to work to pay for classes.

Comparison of Financial Aid Funds: 2003 and 2004



Source: Edison Community College Operating Budget

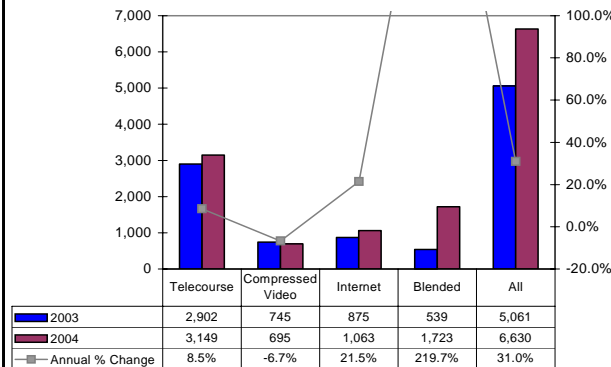
OPERATING BUDGET

Comparison of FY 2003 to FY 2004

	2003		2004	
	Amount	%	Amount	%
Sources of Funds:				
Student Fees	\$ 9,178,663	30%	\$ 10,641,899	33%
State Support	\$ 21,161,471	69%	\$ 21,176,865	65%
Other Sources	\$ 399,454	1%	\$ 515,474	2%
Total	\$ 30,739,588	100%	\$ 32,334,238	100%
Uses of Funds:				
Staff Costs	\$ 19,487,425	64%	\$ 20,552,133	64%
Current Expenses	\$ 10,810,701	35%	\$ 11,359,047	35%
Capital Expenses	\$ 441,462	1%	\$ 423,058	1%
Total	\$ 30,739,588	100%	\$ 32,334,238	100%

Source: Edison Community College Operating Budget

Distance Learning Enrollments: 2003 to 2004 (Including Annual % Change)



Fall 2003 Annual Personnel Reports: Faculty

	Full-time	%	Part-time	%
Male	38	42%	332	54%
Female	52	58%	281	46%
African	4	4%	18	3%
Hispanic	1	1%	32	5%
Other Minority	2	2%	9	1%
White	83	92%	554	90%
Totals	90	100%	613	100%

Source: Annual Personnel Reports

CREDIT ENROLLMENT and FTE

Campus/ Site	Annual Headcount		Annual FTE	
	% of Total	% of Total	% of Total	% of Total
	Prelim. 2004	Prelim. 2004	Projected 2004	Projected 2004
Lee	9,791	63%	3,362	62%
Collier	3,074	20%	972	18%
Charlotte	2,371	15%	827	15%
Hendry/Glades	382	2%	NA	NA
Off-Site	NA	NA	286	5%
Total	15,618	100%	5,447	100%

Other Categories

	Annual Unduplicated Headcount		Annual Unduplicated Headcount	
	<= Age 24	% of <= Age 24	> Age 24	% of > Age 24
	Prelim. 2004	Prelim. 2004	Prelim. 2004	Prelim. 2004
Male	3,566	23%	2,332	15%
Female	5,384	34%	4,336	28%
Part-time	5,691	36%	5,535	35%
Full-time	3,259	21%	1,133	7%
Total	8,950	57%	6,668	43%

Florida Law provides that Associate in Arts degree graduates of a Florida community college must be granted admission to an upper division program offered by a state university institution, unless that program has been designated Limited Access. Florida Community Colleges have a similar articulation agreement with the Independent Colleges and Universities of Florida (ICUF).

Additionally, Edison has AA and AS program-specific agreements with the following institutions:

Edison University Center (EUC)

- Florida State University
- International College (Florida)
- Nova Southeastern University (Florida)
- Thomas Edison State College (New Jersey)
- Florida Gulf Coast University
- Barry University (Florida)
- Charter Oak State College (Connecticut)

Visit us on the Web: <http://www.edison.edu/>

Continuing Workforce Education (CWE) and Recreation & Leisure YTD 2004 (through March)

Campus	Center	Students
Charlotte	CWE	48
	Recreation	320
	Total	368
Collier	CWE	257
	Recreation	406
	Total	663
Lee	CWE	1,285
	Recreation	400
	Total	1,685
Total	CWE	1,590
	Recreation	1,126
Continuing Education Total		2,716

Program Areas with High Projected Employment Growth*

Occupation	Wages	Annual Growth	Edison 2003 Graduates	Occupation	Wages	Annual Growth	Edison 2003 Graduates
Health Professions				Business Administration			
Dental Hygienists	\$28.36	3.9%	8	Managers, All Other	\$26.75	1.6%	20
Radiologic Technologists	\$20.26	3.3%	2	Accountants & Auditors	\$23.69	2.9%	6
Cardiovascular Technologists	\$15.84	5.1%	3	Criminal Justice			
Registered Nurses	\$21.94	3.8%	105	Police & Sheriff's Patrol Officers	\$18.11	3.7%	25
				Forensic Science Technicians	\$16.50	1.8%	New
Computer Programming/Networking				Fire Science			
Network & Systems Admin.	\$24.26	7.2%	14	Fire Fighters	\$16.77	2.2%	5
Computer Programmers	\$28.33	1.3%	9	Paralegal			
Comp.Specialists, All Other	\$27.49	6.2%	New	Legal Assistants	\$21.10	3.3%	10

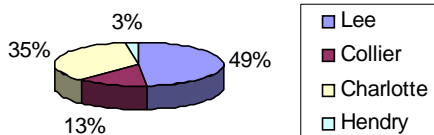
*Source: Florida Agency for Workforce Innovation, Office of Workforce Information Services, Labor Market Information Program Florida Industry and Occupational Employment Projections to 2010

2002-2003 Exceptional AA Transfer Performance in the State University System

SUS Program Grouping	Edison		All CCs		SUS Natives*	
	N	GPA	N	GPA	N	GPA
	Education	222	3.55	5,563	3.37	2,894
Public Affairs	49	3.38	1,060	3.35	296	2.95
Library/Philosophy/Religion	250	3.30	1,741	3.41	1,066	2.95
Health Science	160	3.20	2,980	3.46	2,547	3.13
Architecture	4	3.15	278	3.05	356	3.09
Visual/Performing Arts	23	3.12	1,564	3.04	1,797	3.14
Psychology	33	3.11	3,119	2.88	2,432	3.10
Agriculture	8	3.09	493	2.85	685	3.09
Criminal Justice	81	3.02	2,131	2.96	1,549	2.85
Interdisciplinary	11	3.01	266	2.96	424	3.10
Computer Science	27	3.00	1,913	2.92	1,564	2.85
Engineering Technology	3	3.00	495	2.95	365	2.87
Social Science	48	3.00	4,217	2.97	4,628	2.87
Business	394	2.97	14,401	2.92	10,414	3.02
All	1,476	3.15	50,904	3.18	45,527	3.03

* Students who started in SUS as freshmen

Dual Enrollment 2003-2004 FTE



Dual Enrollment for 2003-2004 is 459 FTE, or 8% of 5,447 Total Projected FTE (Full-time Equivalent Enrollment).

EQUITY	Fall, 2003		Fall, 2003		5-County District 2000 Census %
	FTIC Students	%	All Students	%	
Female	1,639	58.4%	6,669	62.7%	50.6%
Male	1,128	40.2%	3,886	36.5%	49.4%
Unknown Gender	39	1.4%	89	0.8%	
Non-Resident Alien	67	2.4%	281	2.6%	n/a
African American	241	8.6%	987	9.3%	6.0%
Hispanic	311	11.1%	1,115	10.5%	12.7%
Other Minority	75	2.6%	273	2.6%	7.0%
Caucasian/White	2,112	75.3%	7,988	75.0%	87.0%
Total #	2,806	100.0%	10,644	100.0%	n/a

Sources: <http://quickfacts.census.gov/qfd/states/12000.html>, Student Data Base

Note1: The 2000 Census percentages by race/ethnic category do not sum to 100%.

Note2: Counts for Gender & Ethnicity may not sum to Total # due to unknown Gender or Ethnicity for some students.

College Level Academic Standards Test (CLAST) Passing Rates

Group	2002	2003	2003
	Passing %	Passing %	State %
No College Prep	98%	97%	97%
Some College Prep	95%	92%	89%
All Students	96%	95%	92%

Source: Florida Accountability Reports – Measure 5 (Students accumulating 60 or more credit hours at Edison)