

Edison College Facts At A Glance

FACTS 2002-2003

President: Kenneth P. Walker (1991-Present), third president

Established: 1962 as Edison Junior College, Fort Myers, Florida

Accreditation:
Commission on Colleges of the Southern Associate of Colleges and Schools (SACS) in 1961, 1971, 1981, 1991 & 2001

Degrees Awarded:
Associate in Arts, Associate in Science & Certificate

Locations:

Lee Campus (Fort Myers) (239) 489-9300
8099 College Parkway, SW, Fort Myers, FL 33919
Established 1962

Collier Campus (Naples) (239) 732-3737
7007 Lely Cultural Parkway, Naples, FL 34113
Established 1992

Charlotte Campus (Punta Gorda) (941) 637-5629
26300 Airport Road, Punta Gorda, FL 33950
Established 1997

Hendry/Glades Center (LaBelle High School) (863) 674-0408
4050 Cowboy Way, LaBelle, FL 33935

2002-2003 Annual Unduplicated Headcount: 14,353

Full-time: 28%	Part-time: 72%
Male: 38%	Female: 62%

Fall 2002 Headcount: 9,847

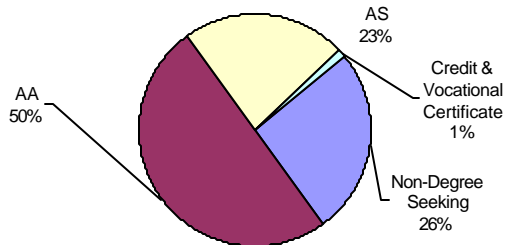
Full-time: 37%	Part-time: 63%
Male: 37%	Female: 63%

2001-2002 Annual FTE: 4,673

Square Footage and Land by Campus:

Lee- Gross Sq. Feet: 645,997 Bldgs: 25 Acres: 140
Collier- Gross Sq. Feet: 110,568 Bldgs: 10 Acres: 50
Charlotte- Gross Sq. Feet: 151,823 Bldgs: 12 Acres: 204

Academic Goal of Credit-Seeking Students 2002-2003



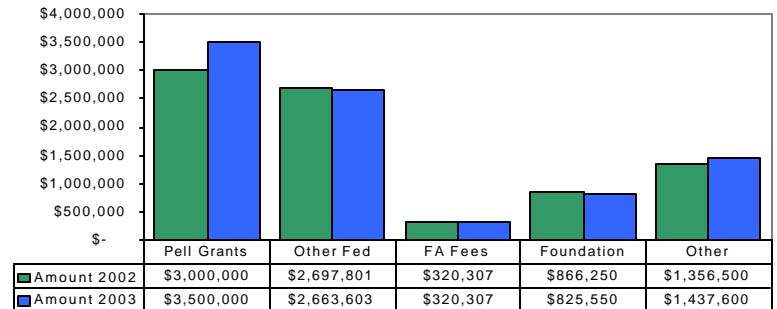
Source: Student Data Base

TUITION AND REGISTRATION FEES 2003

	Per Credit	Annually
		(30 SSH)
In-State	\$54.25	\$1,627.50
Out-of-State	\$202.16	\$6,064.80

◆ Of 409 Edison students who responded to a 2001 college-wide randomly selected classroom survey, 44% worked part-time and 40% worked full-time.

Comparison of Financial Aid Funds: 2002 and 2003



Source: Edison Community College Operating Budget

OPERATING BUDGET

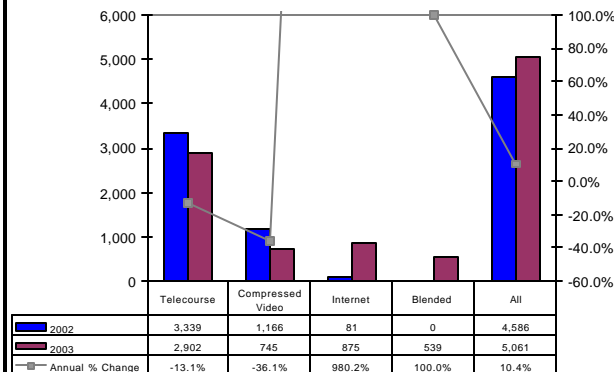
Comparison of FY 2002 to FY 2003

	2002		2003	
	Amount	%	Amount	%
Sources of Funds:				
Student Fees	\$ 8,575,190	28%	\$ 9,178,668	30%
State Support	\$ 21,102,257	70%	\$ 21,161,471	69%
Other Sources	\$ 488,264	2%	\$ 399,454	1%
Total	\$ 30,165,711	100%	\$ 30,739,588	100%
Uses of Funds:				
Staff Costs	\$ 19,251,982	64%	\$ 19,487,425	64%
Current Expenses	\$ 10,385,091	34%	\$ 10,810,701	35%
Capital Expenses	\$ 528,638	2%	\$ 441,462	1%
Total	\$ 30,165,711	100%	\$ 30,739,588	100%

Source: Edison Community College Operating Budget

Distance Learning Enrollments: 2002 to 2003

(Including Annual % Change)



Fall 2002 Annual Personnel Reports-Faculty

	Full-time	%	Part-time	%
Male	43	47%	268	56%
Female	48	53%	208	44%
African	5	5%	11	2%
Hispanic	1	1%	25	5%
Other Minority	2	3%	3	1%
White	83	91%	437	92%
Totals	91	100%	476	100%

Source: Annual Personnel Reports

CREDIT ENROLLMENT and FTE

Campus/ Site	Annual Headcount		Annual FTE	
	% of Total	% of Total	% of Total	% of Total
	Prelim. 2003	Prelim. 2003	Projected 2003	Projected 2003
Lee	8,937	62%	3,001.0	61%
Collier	2,825	20%	827.0	17%
Charlotte	2,250	16%	695.0	14%
Hendry/Glades	341	2%	NA	NA
Off-Site	NA	NA	384.0	8%
Total	14,353	100%	4,907.0	100%

Other Categories

	Annual Unduplicated Headcount		Annual Unduplicated Headcount	
	<= Age 24	% of <= Age 24	> Age 24	% of > Age 24
	Prelim. 2003	Prelim. 2003	Prelim. 2003	Prelim. 2003
Male	3,343	23%	2,074	14%
Female	4,844	34%	4,092	29%
Part-time	5,270	37%	5,114	36%
Full-time	2,917	20%	1,052	7%
Total	8,187	57%	6,166	43%

Florida Law provides that Associate in Arts degree graduates of a Florida community college must be granted admission to an upper division program offered by a state university institution, unless that program has been designated Limited Access. Florida Community Colleges have a similar articulation agreement with the Independent Colleges and Universities of Florida (ICUF).

Additionally, Edison has AA and AS program-specific agreements with the following institutions:

- Thomas College (Georgia)
- Edison University Center (EUC)**
- Florida State University
- International College (Florida)
- National-Louis University (Illinois)
- Thomas Edison State College (New Jersey)
- Florida Gulf Coast University
- Barry University (Florida)
- Charter Oak State College (Connecticut)

Visit us on the Web: <http://www.edison.edu/>

Continuing Education by Type

Year-to-Date April 2, 2003

Campus	Type	Enrollments	% of Total
Charlotte	Recreation & Leisure	474	11.3%
	Continuing Workforce Education	211	5.0%
Collier	Recreation & Leisure	433	10.3%
	Continuing Workforce Education	271	6.5%
Lee	Recreation & Leisure	867	20.7%
	Continuing Workforce Education	1929	46.1%
Total Recreation & Leisure		1774	42.4%
Total Continuing Workforce Education		2411	57.6%
Grand Total		4185	100.0%

Program Areas with High Projected Employment Growth*

Occupation	Wages	Annual Growth	Edison 2002 Graduates	Occupation	Wages	Annual Growth	Edison 2002 Graduates
Allied Health Programs				Business Administration			
Dental Hygienists	\$28.36	3.9%	16	Managers, All Other	\$26.75	1.6%	13
Radiologic Technologists	\$20.26	3.3%	25	Accountants & Auditors	\$23.69	2.9%	7
Respiratory Therapists	\$16.68	5.0%	3	Criminal Justice			
Cardiovascular Technologists	\$15.84	5.1%	6	Police & Sheriff's Patrol Officers	\$18.11	3.7%	27
Registered Nurses	\$21.94	3.8%	91	Forensic Science Technicians	\$16.50	1.8%	New
Computer Programming/Networking				Fire Science			
Network & Systems Admin.	\$24.26	7.2%	17	Fire Fighters	\$16.77	2.2%	9
Computer Programmers	\$28.33	1.3%	9	Paralegal			
Comp.Specialists, All Other	\$27.49	6.2%	New	Legal Assistants	\$21.10	3.3%	16

*Source: Florida Agency for Workforce Innovation, Office of Workforce Information Services, Labor Market Information Program
Florida Industry and Occupational Employment Projections to 2010

**AA Graduate Performance in State Universities
2002 Accountability - 1999-2000 Graduates Enrolled in SUS**

University	# of ECC Transfers	ECC % with GPA >2.5	Statewide % with GPA >2.5	ECC Mean GPA	Statewide Mean GPA
FAMU	0	na	71%	na	2.85
FAU	2	100%	73%	3.11	2.91
FIU	3	100%	72%	3.09	2.83
FSU	15	73%	70%	2.90	2.85
UCF	34	65%	73%	2.85	2.91
UF	35	69%	75%	2.72	2.90
UNF	2	0%	70%	2.29	2.85
USF	21	76%	72%	3.14	2.90
UWF	1	100%	79%	3.51	3.04
FGCU	132	83%	83%	3.08	3.06
Total	245	77%	73%	2.99	2.89

Student Success (Accountability)

	2001	2002	2002 Statewide
AA	74%	67%	82%
AS	58%	65%	83%

Definition: Students who were First Time In College four years prior and have earned at least 18 credit hours AND have graduated OR are currently enrolled with a GPA >= 2.0 OR have left college with GPA >= 2.0

EQUITY

	Fall, 2002		Fall, 2002		5-County District 2000 Census %
	FTIC Students	%	All Students	%	
Female	1,574	58.8%	6,158	62.5%	50.6%
Male	1,071	40.0%	3,615	36.7%	49.4%
Non-Resident Alien	39	1.4%	191	1.9%	n/a
African American	198	7.4%	830	8.4%	6.0%
Hispanic	284	10.6%	899	9.1%	12.7%
Other Minority	52	1.9%	169	1.7%	7.0%
Caucasian/White	2,055	76.8%	7,616	77.3%	87.0%
Total #	2,676	100.0%	9,847	100.0%	n/a

Sources: <http://quickfacts.census.gov/qfd/states/12000.html>, Student Data Base

Note1: The 2000 Census percentages by race/ethnic category do not sum to 100%.
Note2: Counts for Gender & Ethnicity may not sum to Total # due to unknown Gender or Ethnicity for some students.

**College Level Academic Standards
Test (CLAST) Passing Rates**

Group	2001	2002	2002
	Passing %	Passing %	State %
No College Prep	96%	98%	96%
Some College Prep	92%	95%	87%
All Students	94%	96%	91%

Source: Florida Accountability Reports - Measure 5
(Students accumulating 60 or more credit hours at Edison)