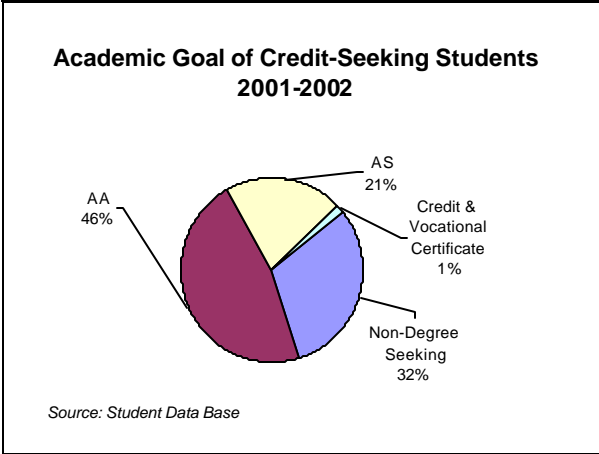


Edison College Facts At A Glance

FACTS 2001-2002

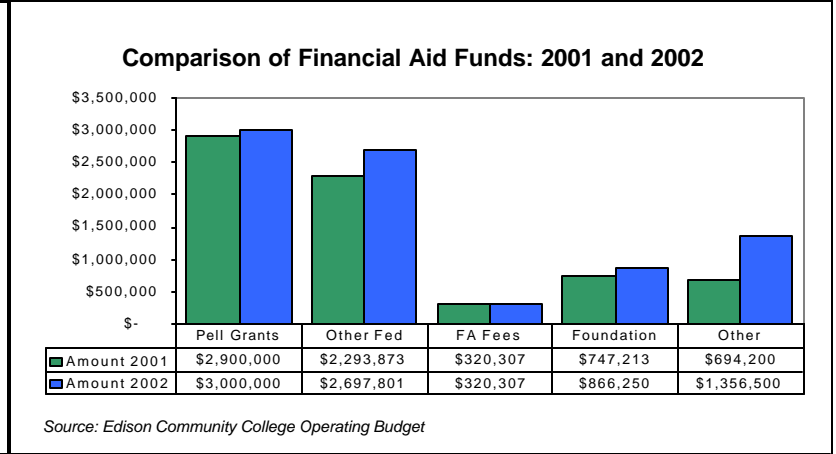
<p>President: Kenneth P. Walker (1991-Present), third president</p> <p>Established: 1962 as Edison Junior College, Fort Myers, Florida</p> <p>Accreditation: Commission on Colleges of the Southern Associate of Colleges and Schools (SACS) in 1961, 1971, 1981, 1991 & 2001</p> <p>Degrees Awarded: Associate in Arts, Associate in Science & Certificate</p>	<p>Locations:</p> <p><u>Lee Campus</u> (Fort Myers) 8099 College Parkway, SW, Fort Myers, FL 33919 Established 1962</p> <p><u>Collier Campus</u> (Naples) 7007 Lely Cultural Parkway, Naples, FL 34113 Established 1992</p> <p><u>Charlotte Campus</u> (Punta Gorda) 26300 Airport Road, Punta Gorda, FL 33950 Established 1997</p> <p><u>Hendry/Glades Center</u> (LaBelle High School) 4050 Cowboy Way, LaBelle, FL 33935</p>	<p>2001-2002 Annual Unduplicated Headcount: 13,911</p> <table border="1" style="width: 100%; border-collapse: collapse;"> <tr> <td>Full-time: 28%</td> <td>Part-time: 72%</td> </tr> <tr> <td>Male: 38%</td> <td>Female: 62%</td> </tr> </table> <p>Fall 2001 Headcount: 9,378</p> <table border="1" style="width: 100%; border-collapse: collapse;"> <tr> <td>Full-time: 38%</td> <td>Part-time: 62%</td> </tr> <tr> <td>Male: 38%</td> <td>Female: 62%</td> </tr> </table> <p>2000-2001 Annual FTE: 4,348</p> <p>Square Footage and Land by Campus:</p> <p>Lee- <u>Gross Sq. Feet:</u> 649,801 <u>Acres:</u> 140 Collier- <u>Gross Sq. Feet:</u> 110,568 <u>Acres:</u> 50 Charlotte- <u>Gross Sq. Feet:</u> 151,823 <u>Acres:</u> 204</p>	Full-time: 28%	Part-time: 72%	Male: 38%	Female: 62%	Full-time: 38%	Part-time: 62%	Male: 38%	Female: 62%
Full-time: 28%	Part-time: 72%									
Male: 38%	Female: 62%									
Full-time: 38%	Part-time: 62%									
Male: 38%	Female: 62%									



TUITION AND REGISTRATION FEES 2002

	Per Credit	Annually
		(30 SSH)
In-State	\$50.45	\$1,513.50
Out-of-State	\$187.95	\$5,638.50

◆ 85% of Edison students responding to a 1998 Noel-Levitz survey stated they were employed at least part-time.

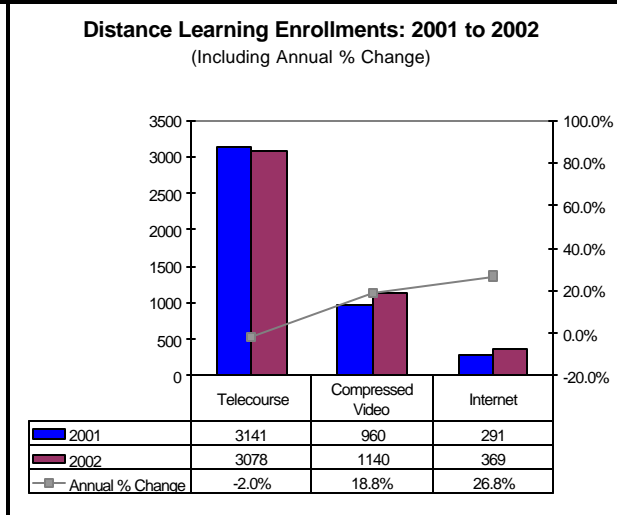


OPERATING BUDGET

Comparison of FY 2001 to FY 2002

	2001		2002	
	Amount	%	Amount	%
Sources of Funds:				
Student Fees	\$ 8,104,958	28%	\$ 8,575,190	28%
State Support	\$ 20,251,328	69%	\$ 21,102,257	70%
Other Sources	\$ 977,688	3%	\$ 488,264	2%
Total	\$ 29,333,974	100%	\$ 30,165,711	100%
Uses of Funds:				
Staff Costs	\$ 18,675,468	64%	\$ 19,251,982	64%
Current Expenses	\$10,168,291	34%	\$ 10,385,091	34%
Capital Expenses	\$490,215	2%	\$528,638	2%
Total	\$ 29,333,974	100%	\$ 30,165,711	100%

Source: Edison Community College Operating Budget



Fall 2001 Annual Personnel Reports-Faculty

	Full-time	%	Part-time	%
Male	46	51%	172	57%
Female	45	49%	132	43%
African	5	5%	9	3%
Hispanic	1	1%	18	6%
Other Minority	3	3%	3	1%
White	82	91%	274	90%
Totals	91	100%	304	100%

Source: Annual Personnel Reports

CREDIT ENROLLMENT and FTE

Campus	Annual Headcount		Annual FTE	
	% of Total	% of Total	% of Total	% of Total
	Prelim. 2002	Prelim. 2002	Prelim. 2002	Prelim. 2002
Lee	9,203	66%	2,857.5	61%
Collier	2,395	17%	772.3	17%
Charlotte	2,020	15%	669.6	14%
Hendry/Glades	293	2%	366.3	8%
Total	13,911	100%	4,665.7	100%

Other Categories

	Annual Unduplicated Headcount <= Age 24		Annual Unduplicated Headcount > Age 24	
	% of <= Age 24	% of <= Age 24	% of > Age 24	% of > Age 24
	Prelim. 2002	Prelim. 2002	Prelim. 2002	Prelim. 2002
Male	3,258	23%	2,080	15%
Female	4,658	34%	3,915	28%
Part-time	4,995	36%	5,054	36%
Full-time	2,921	21%	941	7%
Total	7,916	57%	5,995	43%

Florida Law provides that Associate in Arts degree graduates of a Florida community college must be granted admission to an upper division program offered by a state university institution, unless that program has been designated Limited Access. Florida Community Colleges have a similar articulation agreement with the Independent Colleges and Universities of Florida (ICUF). Additionally, Edison has AA and AS program-specific agreements with the following institutions:

- Thomas College (Georgia)
- Edison University Center (EUC)**
 - Florida State University
 - International College (Florida)
 - National-Louis University (Illinois)
 - Thomas Edison State College (New Jersey)
 - Florida Gulf Coast University

Visit us on the Web:
<http://www.edison.edu/>

Continuing Workforce Education (CWE) & Recreation
2002 as of March, 2002

Campus	Center	Classes	Students	FTE
LEE	CWE	549	4,526	59.7
	Recreation	172	1,007	12.6
	Total Lee	721	5,533	72.2
COLLIER	CWE	245	1,518	13.7
	Recreation	191	542	4.5
	Total Collier	436	2,060	18.2
CHARLOTTE	CWE	117	448	6.3
	Recreation	109	677	8.1
	Total Charlotte	226	1,125	14.3
HENDRY	CWE	2	25	0.1
	Total Hendry	2	25	0.1
Total	CWE	913	6,517	79.8
	Recreation	472	2,226	25.1
Grand Total		1,385	8,743	104.9

Program Areas with High Projected Employment Growth*

Occupation	Wages	Growth	Edison 2001 Graduates	Occupation	Wages	Growth	Edison 2001 Graduates
Allied Health Programs				Business Administration			
Dental Hygienists	\$25.88	5.5%	17	Executive, Administrative, Managerial	n/a	2.7%	14
Radiologic Technologists	\$18.57	3.1%	19	Accountant, Auditor	n/a	2.6%	8
Dental Assistants	\$11.65	5.7%	n/a	Criminal Justice			
Respiratory Therapists	\$18.86	6.1%	15	Police Patrol Officers	\$15.20	4.9%	32
Cardiology Technologists	\$24.32	6.4%	10	Detective and Investigator	\$13.26	3.2%	n/a
Registered Nurses	\$20.57	3.6%	104	Fire Science			
Computer Programming/Networking				Firefighter			
Systems Analysts/Network	\$24.98	6.7%	7	Paralegal	\$16.02	2.6%	21
Computer Programmer	\$24.64	1.1%	30	Legal Assistant	\$16.83	6.2%	15

*Source: Florida Agency for Workforce Innovation, Office of Workforce Information Services, Labor Market Information Program
Florida Industry and Occupational Employment Projections to 2009

AA Graduate Performance in State Universities
2001 Accountability – 1998-1999 Graduates Enrolled in SUS

University	# of ECC Transfers	ECC % with GPA >2.5	Statewide % with GPA >2.5	ECC Mean GPA	Statewide Mean GPA
FAMU	1	100%	76%	3.50	3.01
FAU	2	100%	74%	3.51	2.94
FIU	4	75%	67%	2.95	2.77
FSU	26	69%	72%	2.88	2.89
UCF	35	71%	72%	2.77	2.91
UF	31	81%	75%	2.94	2.91
UNF	0	n/a	64%	n/a	2.67
USF	25	80%	73%	2.94	2.92
UWF	1	100%	77%	3.24	3.00
FGCU	144	84%	84%	3.18	3.17
Total	269	80%	72%	3.05	2.89

Student Success (Accountability)

	2000	2001	2001 Statewide
AA	79%	74%	79%
AS	75%	58%	78%

Definition: Students who were First Time In College four years prior and have earned at least 18 credit hours AND have graduated OR are currently enrolled with a GPA >= 2.0 OR have left college with GPA >= 2.0

EQUITY

	Fall, 2001		Fall, 2001		5-County District 2000 Census %
	FTIC Students	%	All Students	%	
Female	710	56.4%	5,782	61.6%	50.6%
Male	548	43.6%	3,596	38.4%	49.4%
Non-Resident Alien	26	2.1%	176	1.9%	n/a
African American	102	8.1%	719	7.7%	6.0%
Hispanic	117	9.3%	650	6.9%	12.7%
Other Minority	35	2.8%	254	2.7%	7.0%
Caucasian/White	978	77.7%	7,579	80.8%	87.0%
Total #	1,258	100.0%	9,378	100.0%	n/a

Sources: <http://quickfacts.census.gov/qfd/states/12000.html>, Student Data Base

Note1: The 2000 Census percentages by race/ ethnic category do not sum to 100%.
Note2: Formerly dual-enrolled students entering college are NOT counted as First Time in College (FTIC).

Licensure Passing Rates (Accountability)

Program Title	2000 Passing %	2001 Passing %	2000 State %
Emergency Medical Tech	94%	96%	90%
Paramedic	96%	100%	65%
Dental Hygiene	100%	94%	83%
Nursing (R.N.)	77%	82%	84%

Source: Division of Health and Sciences and Workforce Development