

Edison Community College Facts

March 2001

HISTORY

Lee Campus

Edison Community College was established 39 years ago in Ft. Myers, Florida, the site of the Thomas Alva Edison Winter Home and Laboratory. Edison has grown from an enrollment of less than 500 in Fall 1962 to a multi-campus institution with an unduplicated headcount of 23,000 students. Edison Junior College opened its doors to students in the Fall 1962 in the Andrew D. Gwyne Institute in downtown Ft. Myers. In 1965, Edison Community College moved to the College Parkway campus. When Edison first opened, College Parkway, the main entrance to the current campus, did not yet exist.

Hendry/Glades Center

Administrative offices were established in Hendry and Glades counties in 1995 to provide outreach services.

Collier Campus

The Collier branch of Edison Community College has served the residents of Collier County since 1972. In 1974, the first Collier Center with full-time staff opened in facilities at Gulf Gate Plaza in Naples. The center served students for 13 years; the College received approval for a permanent campus in 1985. That same year the Lely Development Corporation presented a deed to the 50-acre site south of Rattlesnake Hammock Road. In 1992 the Collier County Campus opened.

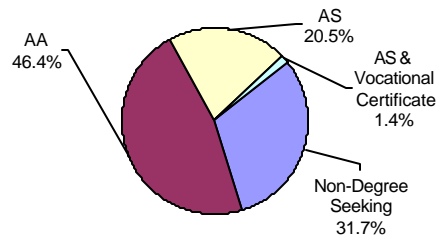
The Collier Campus consists of ten buildings with approximately 98,000 square feet. The campus is a full service facility that features state-of-the-art Learning Resources, an auditorium for students and the community, cafeteria and bookstore, classrooms, laboratories and offices.

Charlotte Campus

The Charlotte branch of Edison Community College has served the residents of Charlotte County since 1974, beginning in leased facilities at the Sunny Dell Plaza. Based on enrollment projections, Edison received approval to establish a permanent campus and in 1997 the Charlotte County Campus opened on a 200-acre site near I-75 in Punta Gorda, located at 26300 Airport Road.

The Charlotte Campus consists of eleven buildings with approximately 144,000 square feet. Features of the campus include: state of the art Learning Resources, Radiologic Technology, Nursing and EMS labs, a privately funded astronomical observatory, YMCA fitness center and child care center.

Academic Goal of Credit-Seeking Students 2000-2001



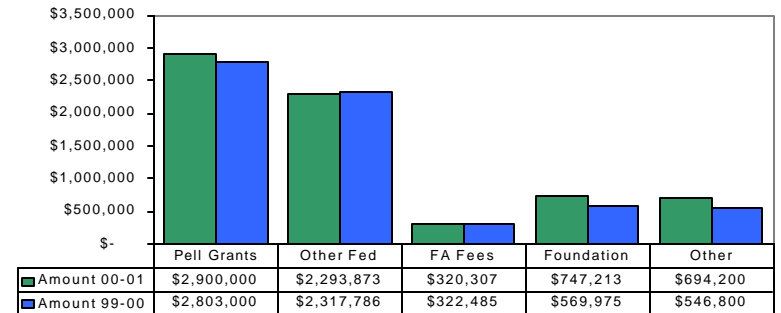
Edison Offers: AA Degrees, 17 AS Degrees, and 9 Certificate Programs
Source: Student Data Base

TUITION AND REGISTRATION FEES 2000-01

	Per Credit	Annually
		(30 SSH)
In-State	\$48.31	\$1,499.30
Out-of-State	\$178.59	\$5,357.70

- 85% of Edison students responding to a 1998 Noel-Levitz survey stated they are employed at least part-time.

Comparison of Financial Aid Funds From 2000-01 to 1999-00



Source: Edison Community College Operating Budget

OPERATING BUDGET

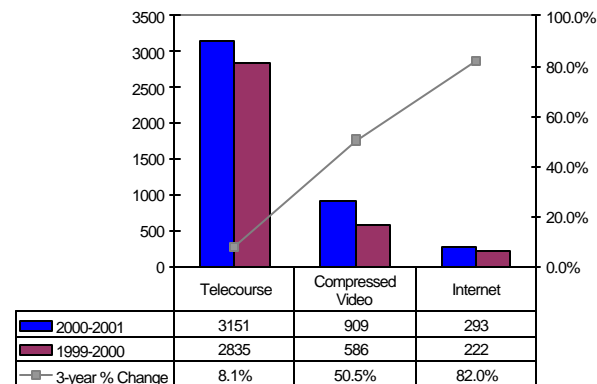
Comparison of FY 2000-01 to FY 1999-00

	1999-00		1999-00	
	Amount	%	Amount	%
Sources of Funds:				
Student Fees	\$ 8,104,958	27.6%	\$ 7,842,744	28.7%
State Support	\$ 20,251,328	69.0%	\$ 18,803,430	68.9%
Other Sources	\$ 940,788	3.2%	\$ 658,349	2.4%
Total	\$ 29,333,974	100%	\$ 27,304,523	100%
Uses of Funds:				
Personnel	\$ 18,675,468	63.7%	\$ 17,794,023	63.6%
Operating Expenses	\$10,168,291	34.7%	\$ 9,344,561	33.4%
Capital Expenses	\$490,215	1.7%	\$831,380	3.0%
Total	\$ 29,333,974	100%	\$ 27,969,964	100%

Source: Edison Community College Operating Budget

Distance Learning Enrollments: 1999-2000 to 2000-2001

(Including 3-year % Change)



Fall 2000 Annual Personnel Reports-Faculty

	Full-time	%	Part-time	%
Male	47	52%	161	57%
Female	43	48%	116	43%
Black	4	5%	9	3%
Hispanic	1	1%	13	4%
Other Minority	2	2%	3	1%
White	83	92%	252	92%
Totals	90	100%	277	100%

Source: Annual Personnel Reports Fall 2000-2001

CREDIT ENROLLMENT and FTE

Campus	Annual		Annual	
	Headcount	% of Total	FTE	% of Total
	Prelim. 00-01	Prelim. 00-01	Prelim. 00-01	Prelim. 00-01
Lee	8,752	66%	2,904.5	67%
Collier	2,296	17%	699.5	16%
Charlotte	1,915	15%	626.5	15%
Hendry/Glades	286	2%	90	2%
Total	13,249	100%	4,320.5	100%

Other Categories

	Annual Headcount		Annual Headcount	
	<= Age 24	% of <= Age 24	> Age 24	% of > Age 24
	Prelim. 00-01	Prelim. 00-01	Prelim. 00-01	Prelim. 00-01
Male	3,239	41%	1,932	36%
Female	4,657	59%	3,421	64%
Part-time	5,283	67%	4,630	86%
Full-time	2,613	33%	723	14%
Total	7,896	100%	5,353	100%

Florida Law provides that Associate in Arts degree graduates of a Florida community college must be granted admission to an upper division program offered by a state university institution, unless that program has been designated Limited Access. Florida Community Colleges have a similar articulation agreement with the Independent Colleges and Universities of Florida (ICUF).

Additionally, Edison has AA and AS program-specific agreements with the following institutions:

- Florida Gulf Coast University
- Thomas College (Georgia)
- Edison University Center (EUC)**
- Florida State University
- International College (Florida)
- National-Louis University (Illinois)
- Thomas Edison State College (New Jersey)

Visit us on the Web:
<http://www.edison.edu/>

Continuing Workforce Education (CWE) & Recreation
2000-2001 as of March 19, 2001

Campus	Center	Classes	Students	FTE
LEE	CWE	576	4,387	65.8
	Recreation	239	1,742	24.4
	Total	815	6,129	90.2
COLLIER	CWE	215	1,567	13.1
	Recreation	167	373	2.8
	Total	382	2,618	15.9
CHARLOTTE	CWE	139	1,183	12.1
	Recreation	161	807	13.6
	Total	300	1,990	25.7
HENDRY	Recreation	1	0	0.0
		1	0	0.0
Total	CWE	930	10,074	123.0
	Recreation	568	2,639	44.6
Grand Total		1,498	12,713	167.6

Program Areas with High Projected Employment Growth*

Occupation	1999	1998-2008	ECC 1999-2000 Graduates	Occupation	1999	1998-2008	ECC 1999-2000 Graduates
	Wages	Expected Growth			Wages	Expected Growth	
Allied Health Programs							
Dental Hygienists	\$24.49	52.5%	12	Business Administration			11
Radiologic Technologists	\$17.09	33.3%	21	Executive, Administrative, Managerial	n/a	29.8%	
Dental Assistants	\$10.96	55.0%	New	Marketing and Sales	n/a	35.0%	
Respiratory Therapists	\$17.88	73.2%	14	Criminal Justice			28
Cardiology Technologists	\$18.80	74.0%	7	Police Patrol Officers	\$14.53	51.6%	
Registered Nurses	\$19.19	40.64%	94	Sheriffs and Deputy Sheriffs	\$17.12	56.5%	
Computer Programming/Networking Technology			12	Correction Officer/Jailer	\$14.50	49.2%	
Systems Analysts	\$23.46	91.0%		Paralegal	\$16.43	70.7%	11
Computer Support	\$16.25	97.7%					
Computer Programmer	\$23.61	15.5%					
Networking Services			2				

*Source: Florida Agency for Workforce Innovation, Office of Workforce Information Services, Labor Market Information Program
Florida Industry and Occupational Employment Projections to 2008

AA Graduate Performance in State Universities

2000 Accountability Measure - 1997-98 AA Graduates Enrolled in SUS
During 1998-99 *DRAFT REPORT

University	# of ECC Transfers	ECC % with GPA > 2.5	Statewide % with GPA > 2.5	ECC Mean GPA	Statewide Mean GPA
FAMU	1	100%	83%	4.00	3.06
FAU	4	100%	75%	3.13	2.95
FIU	6	83%	69%	2.96	2.78
FSU	21	86%	71%	3.22	2.85
UCF	33	73%	72%	2.86	2.88
UF	42	67%	74%	2.81	2.88
UNF	1	100%	68%	3.72	2.78
USF	27	41%	71%	2.52	2.87
UWF	1	100%	77%	2.98	2.97
FGCU	162	88%	87%	3.21	2.95
TOTAL	298	79%	72%	3.05	2.87

SUCCESS RATE (Accountability)

	1999	2000*	Statewide
AA	85%	80%	75%
AS	88%	75%	73%

*Draft Report as of 10/2000

Definition: Students who were first-time-in-college four years prior and have earned at least 18 credit hours AND have graduated OR are currently enrolled with a GPA >= 2.0 OR have left college with GPA >= 2.0.

EQUITY	Fall, 2000		Fall, 2000		5-County District Census %
	FTIC Students	%	All Students	%	
Female	600	55.4%	5,518	61.9%	51.5%
Male	484	44.6%	3,401	38.1%	48.6%
Non-Resident Alien	14	1.3%	117	1.3%	n/a
African American	92	8.5%	701	7.9%	4.9%
Hispanic	18	1.7%	509	5.7%	6.2%
Other Minority	27	2.5%	170	1.9%	0.9%
Caucasian/White	933	86.1%	7,425	83.2%	88.0%
Total #	1,084	100.0%	8,922	100.0%	100.0%

Source: Census Data provided by the Division of Community Colleges, Florida Dept. of Education

Student data taken from Student Data Base

Note: Dual-enrolled students who are entering college for the first time are NOT counted as FTIC.

LICENSURE PASSING RATES
1999-00 vs. 1998-99

Program Title	99-00	98-99	State
	Passing %	Passing %	%
Emergency Medical Tech	96%	94%	90%
Paramedic	100%	96%	65%
Dental Hygiene	94%	100%	83%
Nursing (R.N.)	77%	82%	84%

Source: Division of Health and Sciences and Workforce Development